



Agenda
Public Safety Committee Regular Meeting
September 11, 2025 | 5:00 PM

Stanwood-Camano School District
Administration Building Board Room
26920 Pioneer Highway
Stanwood, WA 98292

This meeting will be conducted in person at the Stanwood-Camano School District, Administration Building Board Room, 26920 Pioneer Highway, Stanwood, WA 98292
<https://www.stanwoodwa.org>.

- 1. Call to Order**
- 2. Roll Call**
- 3. New Business**
 - a. General Police Update
 - b. August 2025 Compstat Report
 - c. General Fire Update
- 4. Adjourn**



City of Stanwood Council Agenda Staff Report

Item Number: 3.b.
Date: September 11, 2025
Subject: August 2025 Compstat Report
Contact Person:
Attachments: 1. Compstat Report - August

Issue:

Stanwood Police Department CompStat Report



City of Stanwood Police Chief Jason Toner

Prepared by: Snohomish County Sheriff Office Crime Analysis Unit and Stanwood Police Department

AUGUST 2025

Stanwood Police Department

COMPSTAT REPORT



What is CompStat?

CompStat stands for 'Computer Statistics' dealing specifically with crime. It is found to be an effective way to accurately track crime and use the information to deploy officers to address it in timely manner. It is a performance management system that is used to reduce crime and achieve other police department goals. It emphasizes information-sharing, responsibility and accountability and improving effectiveness.

What is the benefit to the community?

CompStat allows us to track crime problems and allocate resources to the areas that are being affected. By being able to focus our efforts on areas being impacted, we are able to make apprehensions and drive down crime in Stanwood.

How is data collected?

Crime Analysts access a variety of systems to collect and analyze law enforcement data. Data collection begins at the 911 call center (SNO911) and carries over into law enforcement records management systems (LERMS). Much of the information presented in this report is also reported to state and federal agencies annually.

What data will you see in this report?

What occurred within the city limits of Stanwood and calls responded to by the Stanwood Police outside the city.

This is a true representation of all police activity occurring in the City of Stanwood, you will see these calls listed as "In the STW Beat". On occasion, Stanwood Police officers will be called outside the city to assist other agencies. We also have deputies who live outside of the city so on occasion they will make a traffic stop or respond to a nearby call while commuting to work. You will see these call listed as "Answered by STW ORI"

Incident data:

This represents what police were called to and includes self-initiated activity. Multiple 911 calls for the same incident are presented as a single incident.

Case data:

An incident becomes a case when the deputy determines reporting protocol is met. A case is often generated based on a specific crime, traffic collisions, arrest or the need to document specific actions or information.

AUGUST 2025

Stanwood Police Department

POLICE STAFFING



The City of Stanwood contracts for law enforcement services through the Snohomish County Sheriff's Office. The contract is identified as a "stand alone" contract, which allows the City of Stanwood to maintain its own police identity to include policies and procedures that meet unique small city needs. All uniforms and vehicles are identified as Stanwood Police and we provide services to the city population of approximately 8,405.

DIVISIONS:

CHIEF OF POLICE: Has the rank of Lieutenant with the Sheriff's Office. Oversees all aspects of the Police Department daily operations. The Chief works with city staff to ensure community needs are met.

ADMINISTRATIVE SERGEANT: Administers the day-to-day administrative functions of the Police Department and oversees the day shift deputies, School Resource Officer and Detective. Steps in as the Chief of Police when the chief is absent.

NIGHT SERGEANT: Oversees the swing shift and night shift deputies.

PATROL DIVISION: Responds to crimes in progress, traffic collisions, missing persons, and other emergency and non-emergency calls for service.

SCHOOL RESOURCE OFFICER: Utilizes the concept of educator, informal counselor, and law enforcer; working to bridge the gap and build relationships between law enforcement and youth.

DETECTIVE: Works in conjunction with patrol and the resources of the Snohomish County Sheriff's Office to investigate a broad range of felony- and misdemeanor-level crimes that occurred in the City of Stanwood.

	ASSIGNED	VACANCIES	PERCENTAGE
Chief	1	0	100%
Sergeant	2	0	100%
Deputy	5	1	83.5%
School Resource Officer <small>No longer a PD employee - SCSO contract</small>	1	0	100%
Detective	1	0	100%

AUGUST 2025

Stanwood Police Department



RECORDS UNIT

Records Summary: Job duties include, but are not limited to, the following;

- Provide administrative support for all members of the Stanwood Police Department.
- Assist the Chief of Police with police budget tracking and review.
- Verify and code all incoming invoices for the Police Department.
- Ordering of supplies for the department, and special events.
- Subject matter expert for the Law Enforcement Records Management System (LERMS) used by Stanwood Police Department.
- Manage all Stanwood Police Department documents and records.
- Review all electronic case file entries and information for accuracy.
- Scan paper records into electronic case files.
- Forward criminal arrest referrals to the Prosecuting Attorney's Office.
- Enter trespass notices, gun alerts, and other safety alerts into the agency's electronic records management system.
- Route Child Protective Services & Adult Protective Service referrals.
- Maintain department case file and document archives per Washington State records retention/destruction schedules.
- Responsible for federal reporting of crime statistics to the National Incident Based Reporting System (NIBRS).
- Run monthly case audits and records validations.
- Enter court orders, missing persons, vehicle impounds, lost or stolen property, stolen vehicles, etc. into Washington Crime Information Center and National Crime Information Center (WACIC/NCIC).
- Provide second checks for all entries made into Washington Crime Information Center and National Crime Information Center (WACIC/NCIC).
- Conduct background checks for concealed pistol license and pistol transfers applications.
- Provide fingerprint services for concealed pistol license applicants and citizen fingerprints.
- Review and fulfill public records requests within the guidelines of the Public Records Act.
- Create/update/maintain all process, procedure, and training manuals for the position.
- Serve as Stanwood Police Department's Terminal Agency Coordinator for the Washington State Patrol ACCESS program.
- Assists with walk-in and telephone customers, averaging 8,000 yearly contacts.
- Route calls to 911 and non-emergency dispatch.
- Respond to requests for service and answer general questions.
- Manage key & key fob assignments for City of Stanwood employees.

	2025	2024	2023	2022	Year to Date
Public Records Requests	43	26	31	31	273
Concealed Pistol License Issued	25	24	33	21	192
Fingerprinting & Approx Time	12 3.0 hrs	27 6.75 hrs	14 3.5 hrs	26 6.5 hrs	138 34.5 hrs

AUGUST 2025

Stanwood Police Department

Message from the Chief



August Update: Sunshine, Seahawks, and Stanwood Safety

September is here, students are back in the classroom, the Seahawks are back in action, and the Mariners are holding on as they make a run at the playoffs (fingers crossed). I also came across a depressing fact: between September 1st and October 1st, we lose 103 minutes of daylight. So, get outside and enjoy the sunshine while it lasts!

Jail Costs in Stanwood

Stanwood is a vibrant small community with a very low crime rate compared to our neighbors in Skagit and Snohomish counties. The Stanwood Police Department has a philosophy of compassion with accountability, we want to help people when we can, but when crimes are committed, people need to be held accountable, which often means time in jail.

For 2025, Stanwood budgeted \$59,482 for jail costs. Year-to-date, we have already spent \$53,078 and expect to finish the year over budget. This is unusual because, historically, Stanwood has been well under budget.

Here's a look at the past decade of jail costs:

Year	Budget	Expenditures	Remaining
2016	\$ 86,000	\$ 82,969	\$ 3,031
2017	\$ 86,000	\$ 67,808	\$ 18,192
2018	\$ 86,000	\$ 64,199	\$ 21,801
2019	\$ 88,580	\$ 42,910	\$ 45,670
2020	\$ 91,237	\$ 35,067	\$ 56,170
2021	\$ 55,000	\$ 41,535	\$ 13,465
2022	\$ 55,000	\$ 27,709	\$ 27,291
2023	\$ 55,000	\$ 43,921	\$ 11,079
2024	\$ 57,750	\$ 35,231	\$ 22,519
2025	\$ 59,482	\$ 53,079	\$ 6,403
Ten year Total	\$ 720,049	\$ 494,429	\$ 225,620

Why the Increase This Year?

A couple of shifts explain why jail costs have risen:

Courts & Prosecutors Back to Pre-COVID Practices:

The prosecutor's office is now fully staffed, moving cases more quickly, (still slow but better than during covid). Judges are again imposing bail requirements instead of routinely releasing suspects on personal recognizance which has resulted in longer jail stays.

AUGUST 2025

Stanwood Police Department

Message from the Chief



Repeat Offenders Driving Costs:

Year to date Stanwood PD has arrested 41 people, resulting in 142 total jail days and \$53,000 in costs. A typical stay is just a day or two. However, five individuals accounted for 111 days and more than \$31,000 in costs. These cases involved domestic violence, protection order violations, and DUIs.

One example is "John" (not his real name), who alone cost the city \$11,000 after two domestic violence arrests. In one case, the victim was a small child. John is a habitual offender who struggles with drug use and mental health, and though he comes and goes from Stanwood, his family ties here mean we'll likely encounter him again.

Looking Ahead

Whether at the state, county, or city level, criminal justice costs continue to rise. As Stanwood grows, we should expect these expenses to grow with it. Still, our focus remains the same: keeping Stanwood safe while practicing compassion with accountability.

As someone who has worked in government for close to 18 years and as a taxpayer that has seen my tax bill seemly increase every year, it is easy to get hyper focused on the "numbers". Please remember behind every number in this report is a story, victims who deserve protection, families impacted by crime, and officers working hard to keep our community safe. While the jail budget shows dollars and days, it's ultimately about maintaining the safety and quality of life that make Stanwood such a great place to live.

Chief Tower

AUGUST 2025

Stanwood Police Department Detective Report



Missed Jury Duty Scam and Compromised Credit Card Scam

Multiple citizens reported scam calls advising of a warrant for their arrest for missing jury duty. The caller demanded payment via gift card to prevent physical arrest. Thankfully, we did not receive any reports of citizens arranging payment with the scammer. Several citizens came to the police department after receiving the call to inquire about their “warrant.”

There have also been reports of citizens receiving calls advising their credit card has been compromised. In one case, the caller told the citizen a post office employee would stop by their home to collect the compromised card. A man wearing a USPS uniform arrived at the victim’s home a short time later. The victim’s credit card was used for unauthorized purchases at area retailers.

AO 442 (Rev. 11/11) Arrest Warrant

UNITED STATES DISTRICT COURT
for the
Western District of Washington

United States of America
v.
[REDACTED]

Case No. CV-2356-02

Defendant

ARREST WARRANT

To: Any authorized law enforcement officer

YOU ARE COMMANDED to arrest and bring before a United States magistrate judge without unnecessary delay (name of person to be arrested) [REDACTED] who is accused of an offense or violation based on the following document filed with the court:

Indictment Superseding Indictment Information Superseding Information Complaint
 Probation Violation Petition Supervised Release Violation Petition Violation Notice Order of the Court

This offense is briefly described as follows:
3041. F FAILURE TO APPEAR - (FTA-FV-14097) Plus SV SECURITY PSA \$1,500.00 Plus SV
3042. C CONTEMPT OF COURT - (COC-FV-0943A) Plus SV SECURITY PSA \$1,500.00 Plus SV
3044. A AVOIDANCE OF CIVIL DUTY - (ACD-FV- 6363B) Plus SV SECURITY PSA \$1,000.00 Plus SV
SECURITY PSA \$4,000.00
125HRS OF COMMUNITY SERVICE
PSA IS TO BE PAID IN FULL AT ASSIGNED 3RD PARTY BONDING TERMINAL PRIOR TO COMING TO SHERIFF OFC TO PREVENT APPREHENSION

Date: 10/08/2024

City and state: Everett, WA

Issuing officer's signature: [REDACTED] MARSHAL

Retrieved from: [REDACTED]

This warrant is received on (date) 10/08/2024 at (city and state) N/A arrested on (date) N/A

Date: N/A

Arresting officer's signature: [REDACTED]

Printed name and title: N/A

AUGUST 2025



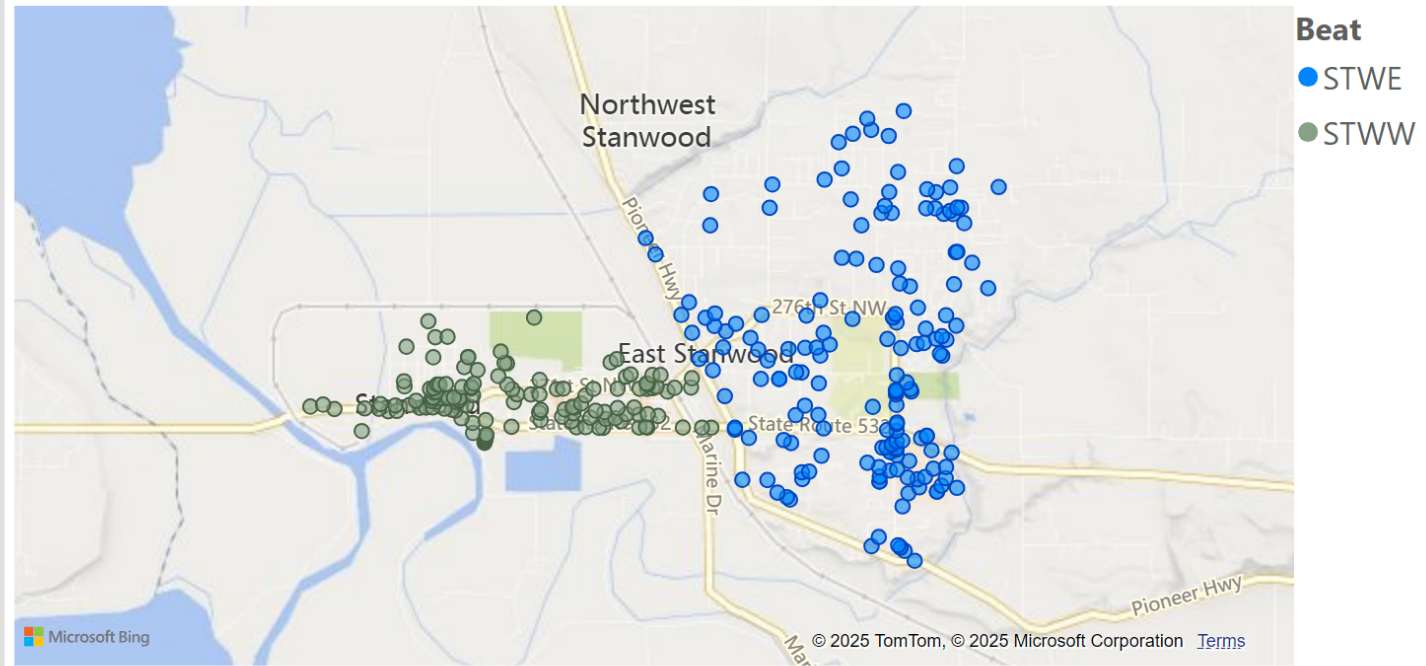
The following pages cover incidents data. This is also known as calls for service. If 30 people call because there's a wreck in front of Haggens, it counts here once.

TOTAL INCIDENTS - inside Stanwood city limits

Total Incident Counts, Past 6 Full Months by Origination Type

Year	911 call	ASAP	Officer-Initiated	Total	
2025	22	2196	26	1844	4087
August	3	396	4	295	698
July	7	417	10	219	653
June	4	296	5	311	616
May	6	375	3	282	666
April	1	342	1	293	637
March	1	372	3	445	821
Total	22	2196	26	1844	4087

All incidents Past 1 Month - excludes victim privacy concerning incidents



Year	Abandoned Vehicle	Alarm	Collision	DUI	Elude	EVICT
2025	16	75	112	57	7	2
August	2	9	18	6	3	2
July	2	18	22	12	2	
June	2	16	13	6		
May	3	11	15	10	2	
April	2	6	21	8		
March	5	15	23	15		
Total	16	75	112	57	7	2

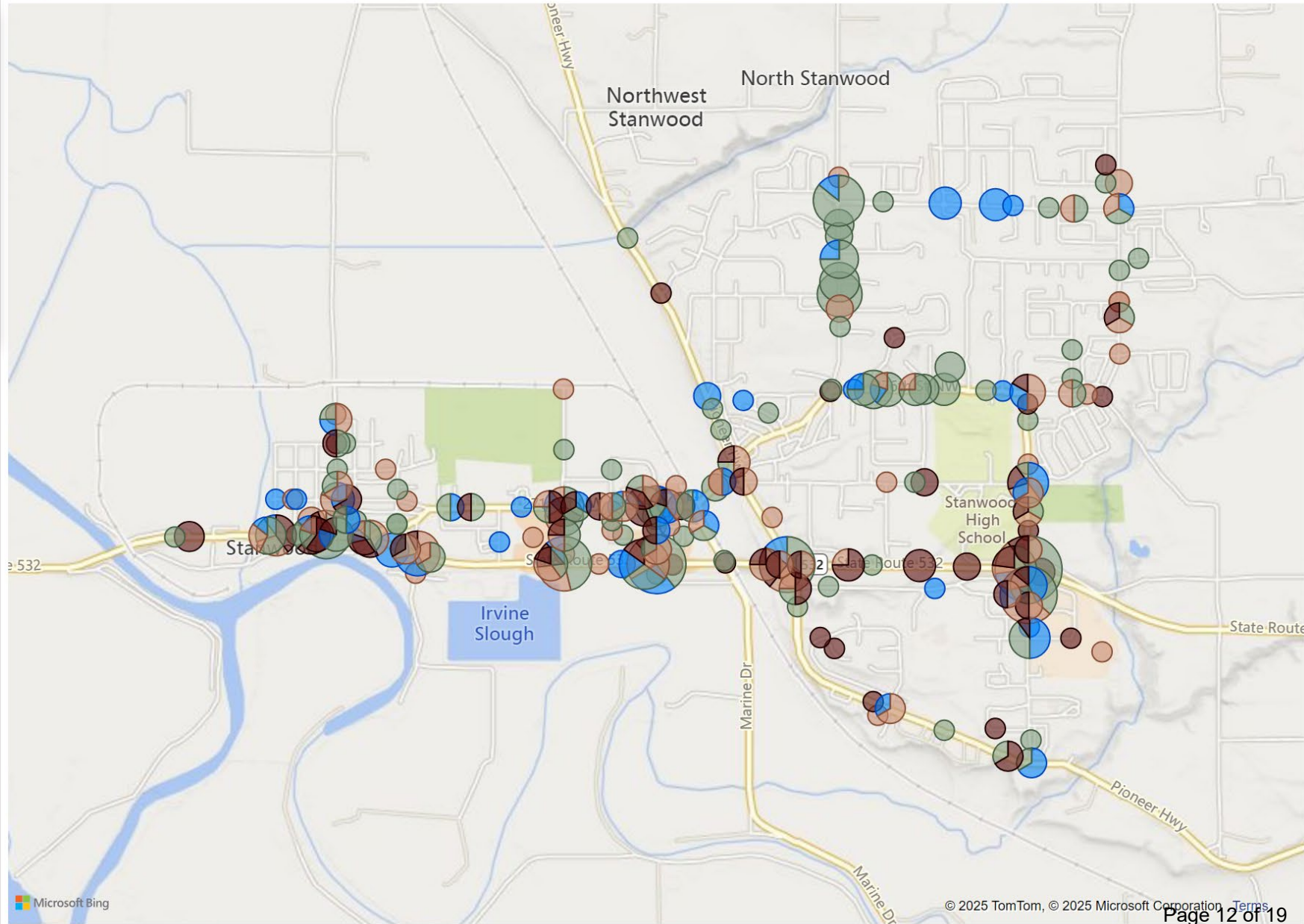
Year	BHC	Death	Elude	EVICT	Suicide	TFDrug	Welf
2025	98	9	7	2	19	1	
August	27		3	2	1		
July	12	3	2		8		
June	5				2	1	
May	19	1	2		2		
April	12	3			1		
March	23	2			5		
Total	98	9	7	2	19	1	



Tickets Written

Total Tickets	
Year	# of Tickets
2025	127
2024	162
2023	287
2022	119
Total	695

Year ● 2022 ● 2023 ● 2024 ● 2025



Total Violations

Month	2022	2023	2024	2025
January	6	18	20	20
February	8	36	16	26
March	8	16	13	25
April	3	16	24	17
May	9	23	24	34
June	23	32	20	12
July	22	9	20	10
August	25	36	10	26
September	25	38	27	
October	10	102	26	
November	14	26	17	
December	21	28	26	
Total	174	380	243	170



The following pages cover case data. The key difference between cases and incidents data is a Deputy has determined something did transpire that justifies writing a case report.



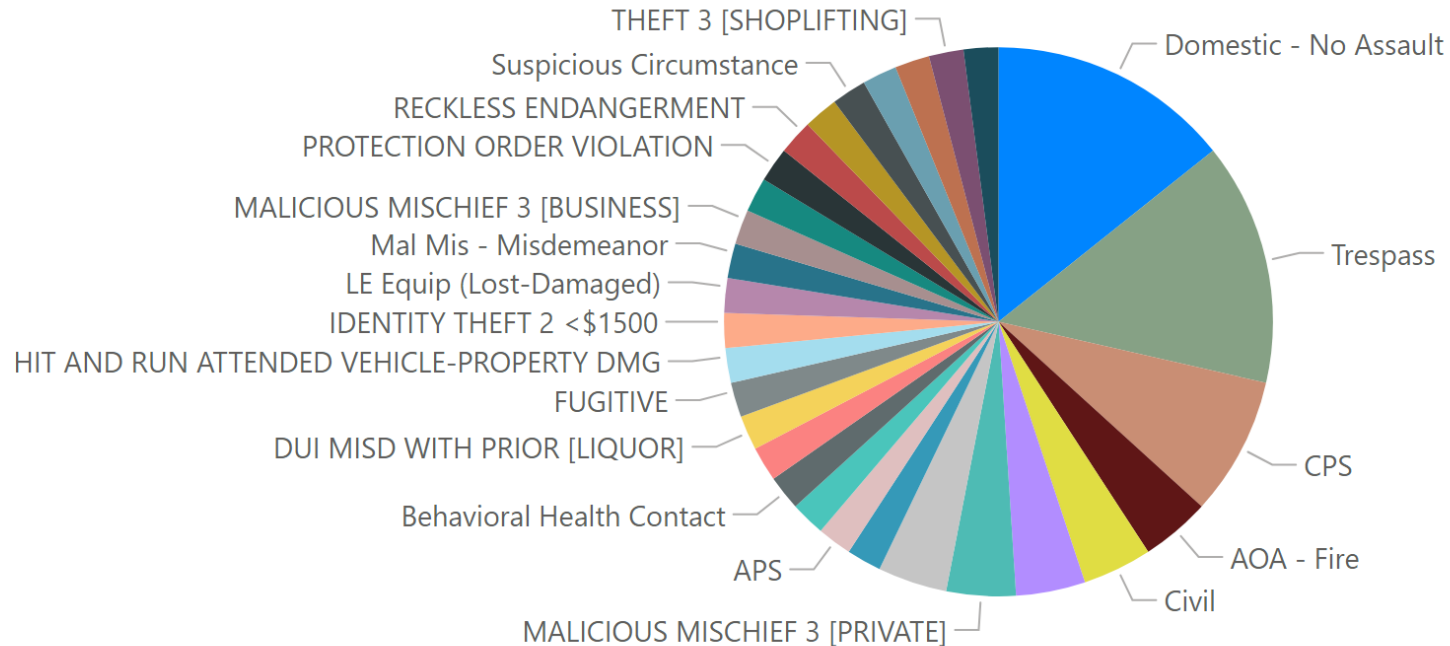
TOTAL CASES

IN THE STW BEAT

Total Cases Written

Year	January	February	March	April	May	June	July	August	September	October	November	December	Total
2025	62	50	82	52	58	49	61	47					460
2024	47	52	64	59	58	63	62	64	58	66	67	55	714
2023	64	53	68	54	68	41	62	58	59	75	60	53	714
2022	38	41	46	58	42	42	56	55	49	55	51	65	598

Previous calendar month, what charges are contained in cases we wrote?





Domestic Related Charges

Domestic Violence cases are not limited just to assault. This chart includes any cases where the statute differentiates between having a domestic relationship component to the crime versus a different statute if the victim and offender are not known to one another.

Year	January	February	March	April	May	June	July	August	September	October	November	December
<input type="checkbox"/> 2025												
Domestic - No Assault	6	6	4	4	4	2	2	7				
Crime with a DV Component	2	4	4	2	2	4	5					
ASSAULT 2 DV [PUB OFF-STRONGARM]						1						
<input type="checkbox"/> 2024												
Domestic - No Assault	5	3	4	3	4	5	6	3	3	4	5	3
Crime with a DV Component	3	3	2	1	2	2	3	10	3	3	5	4
<input type="checkbox"/> 2023												
Domestic - No Assault	3	7	6	2	2	2	6	8	5	3	6	
Crime with a DV Component		2	2	6	5		3	4	3	2	2	2
<input type="checkbox"/> 2022												
Domestic - No Assault	1	2	4	3	3	4	4	7	6	7	2	5
Crime with a DV Component	1	3	3	1	2	3	6	1	6		1	5

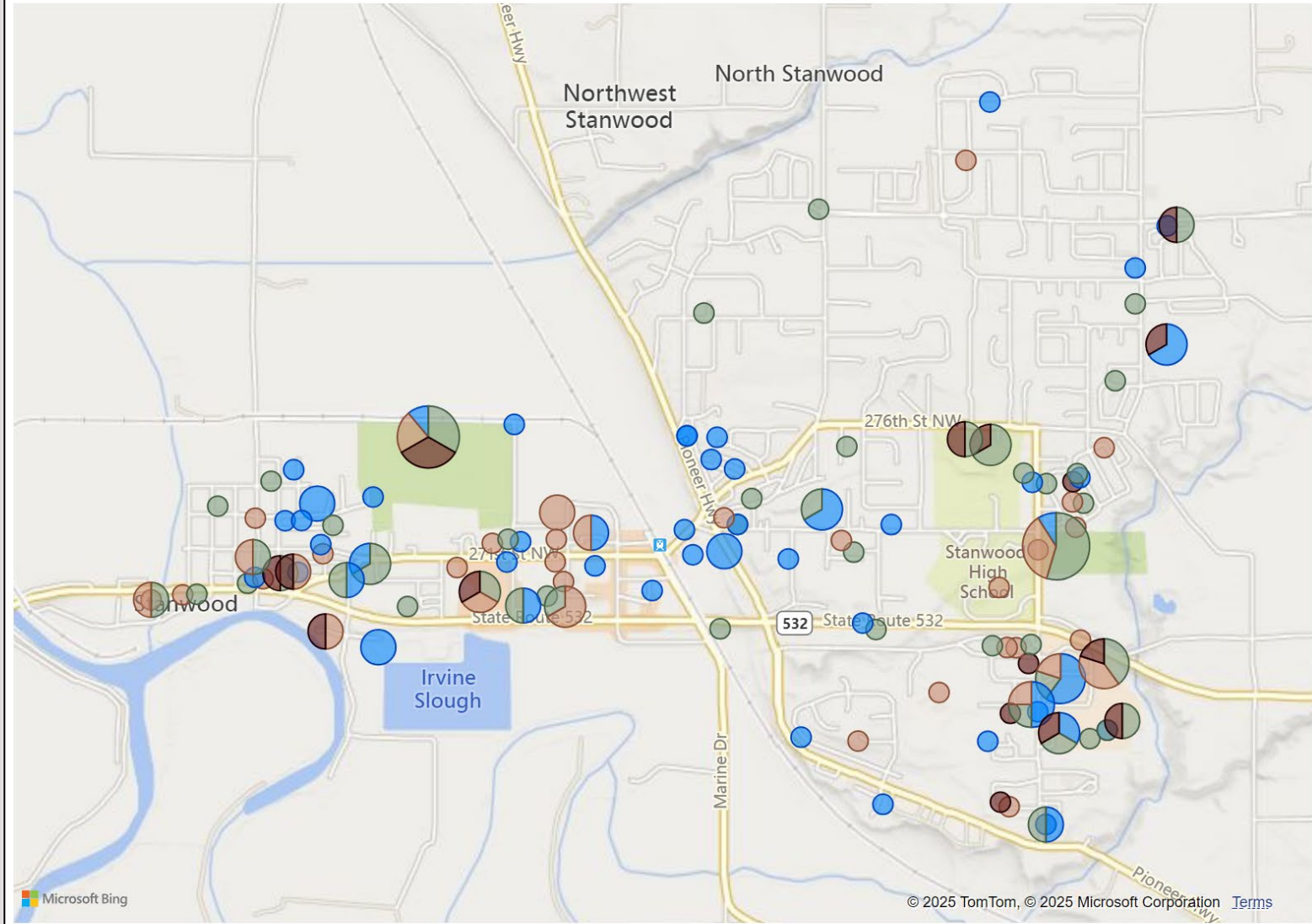


Malicious Mischief CASES excluding any with a DV component

Month	2022	2023	2024	2025
January	4	9	2	3
February	2		2	1
March	5	7	3	1
April	7	2	5	4
May	3	5	1	1
June	1	4		4
July	10	4	6	1
August	4	2	5	3
September	6	3	6	
October	3	12	7	
November	9	7	3	
December	3	1	5	
Total	57	56	45	18

Count of CaseNumber by Year, Lat and Lon

Year ● 2022 ● 2023 ● 2024 ● 2025

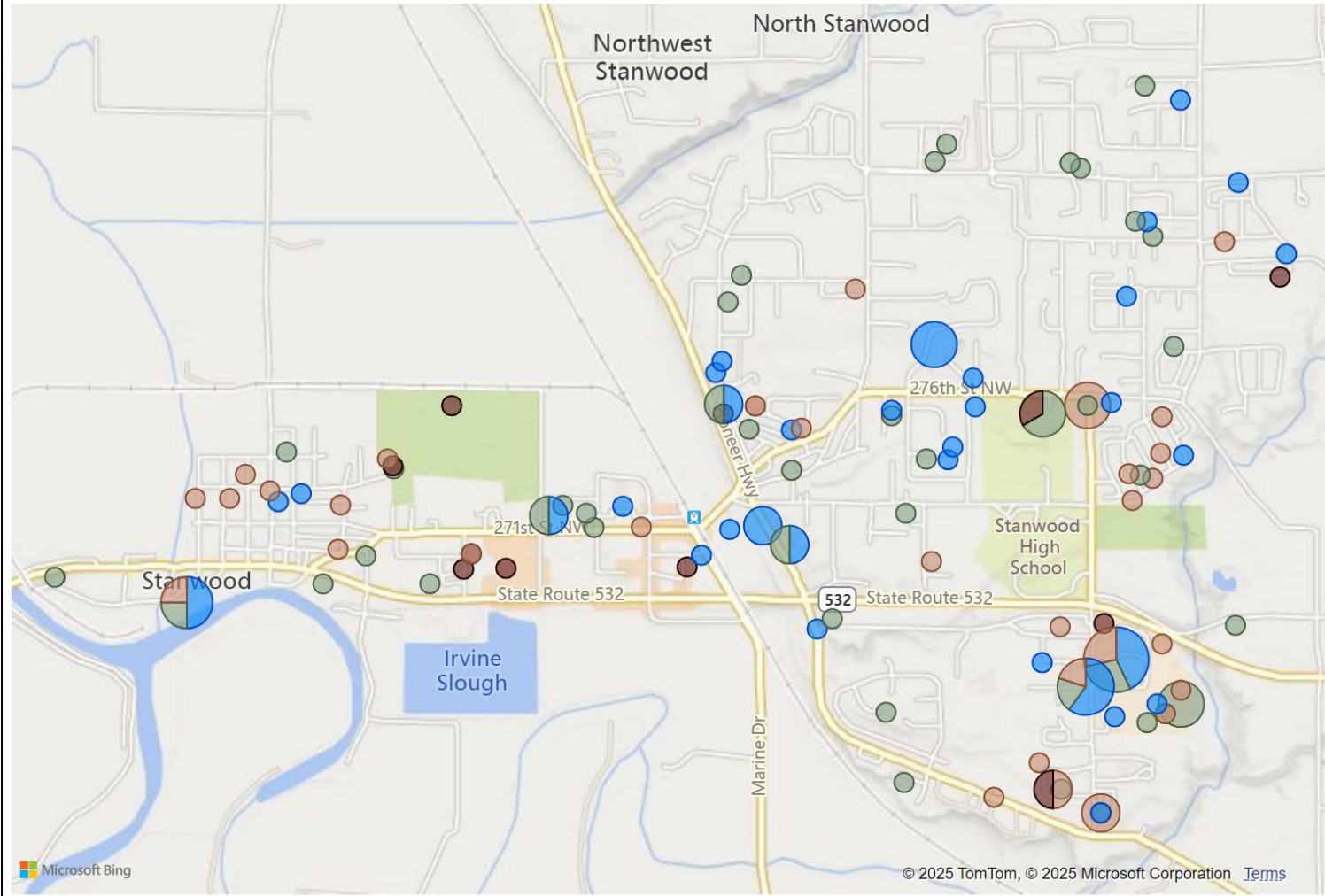




Auto Theft & Vehicle Prowl CASES

Count of CaseNumber by Year, Lat and Lon

Year ● 2022 ● 2023 ● 2024 ● 2025



Auto Thefts & Vehicle Prowls	2022	2023	2024	2025
<input type="checkbox"/> Vehicle Prowl	29	21	12	3
January	5		1	
February	3	1	4	
March	3	3	1	
April	6	1	2	
May		6		1
June	5	1	2	1
July	2	3		1
August	1			
September	1			
October		5	1	
November		1		
December	3		1	
<input type="checkbox"/> Vehicle Theft	13	26	27	9
January	1	1		3
February	1	3	1	
March		1	1	
April	3	2		3
May	3	1		
June	1	1	2	1
July	1		1	2
August			3	
September	1	2	6	
October	1	6	3	
November	1	8	4	
December		1	6	
Total	41	46	37	11

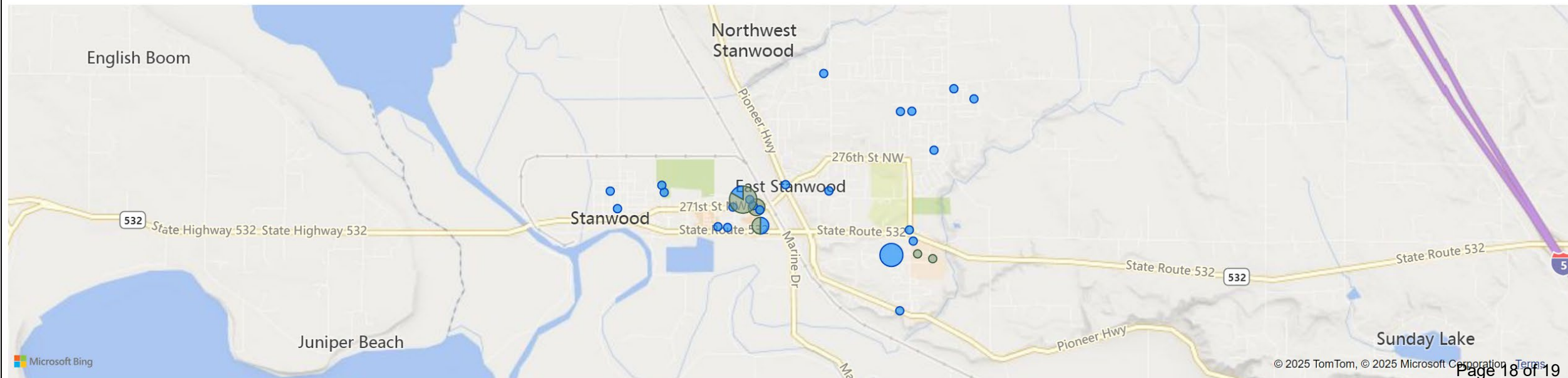


Theft CASES

Thefts	January	February	March	April	May	June	July	August	September	October	November	December	Total
Theft: Shoplifting & ORT													
2025	2	1	3	1	1		1	1					10
2024	2			2	2				1	1			2 10
2023	1	3	1						1	3			2 11
2022	2				1	1		1		2			1 8
Theft 1, 2, & 3 (not shoplifting)													
2025	7	3	3	1	3	6	2	2					27
2024	5	7	8	6	2	2	9	7	8	2	5	3	64
2023	9	4	6	7	8	5	5	1	5	4	4	3	61
2022	5	8	4	9	5	5	12	9	9	6	5	7	84

Cases this Calendar Year

Thefts ● Theft 1, 2, & 3 (not shoplifting) ● Theft: Shoplifting & ORT

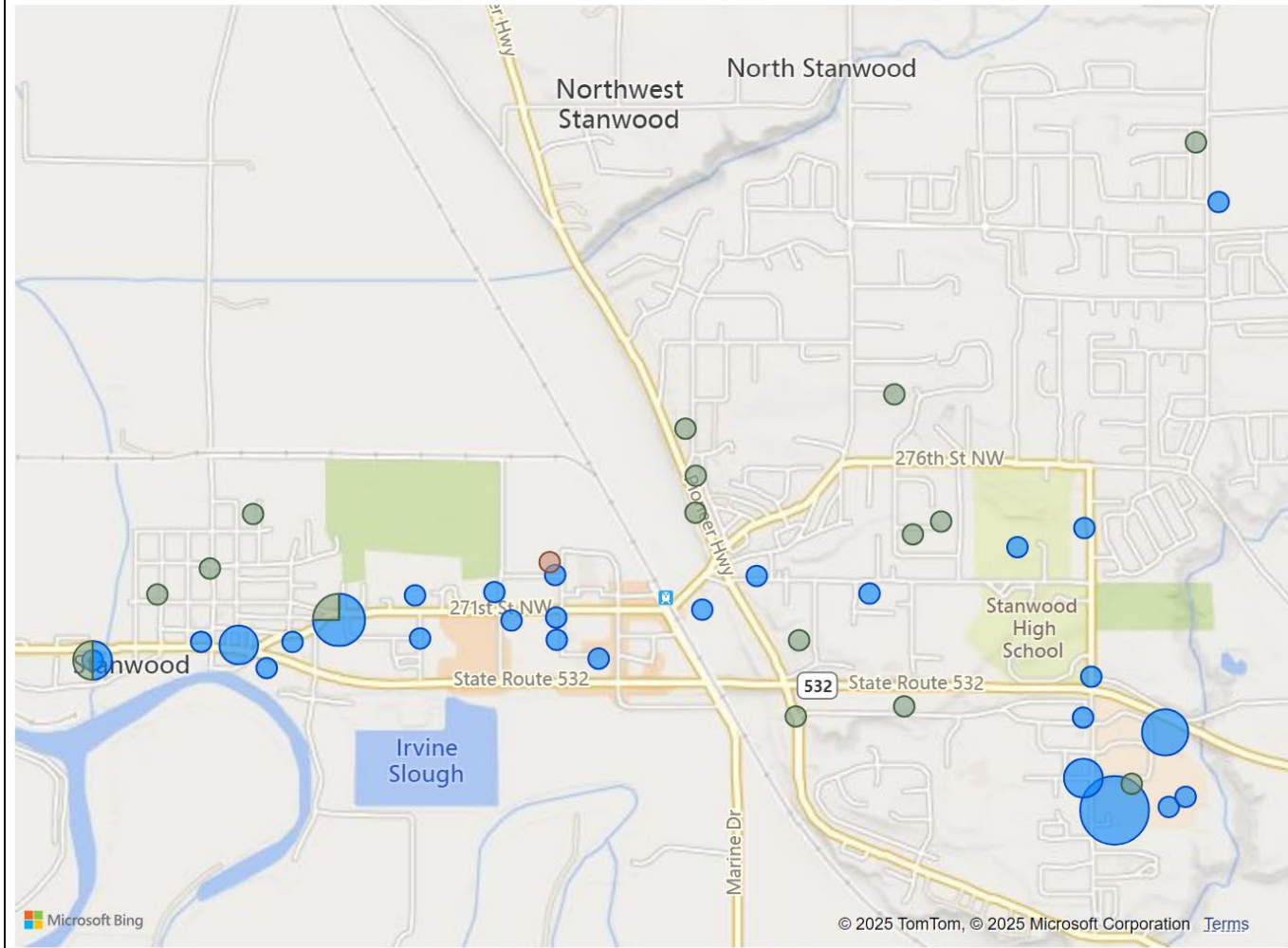




Burglary CASES

Count of CaseNumber by Burglary, Lat and Lon

Burglary ● Burglaries - Commercial ● Burglaries - Residential ● Burglaries - Unknown Structure Type



Burglary	2022	2023	2024	2025
Burglaries - Commercial	11	17	5	8
January	1	2		
February	3	3	2	2
March	1			1
April		2		1
May	1	2		
June	1	2		3
July		2	1	1
August	1			
October		1	1	
November	2	3	1	
December	1			
Burglaries - Residential	10	1	4	1
January	1			1
February	1		1	
April	2		1	
May	2		1	
July		1		
August			1	
September	2			
October	1			
December	1			
Burglaries - Unknown Structure Type	1			
August	1			
Total	22	18	9	9