



**STANWOOD**

# **PUBLIC SAFETY COMMITTEE**

## **Meeting Agenda**

*July 10, 2025*

*6:00 pm*

**LOCATION:** School Admin Bldg, 26920 Pioneer Hwy Stanwood WA

### **ATTENDANCE:**

- City Council Member – Darren Robb
- City Council Member – Andreena Bergman
- City Council Member – Marcus Metz
- Stanwood Police – Chief Jason Toner
- North County Regional Fire – Chief Dave Kraski
- City Administrator – Shawn Smith

### **AGENDA:**

#### **Police:**

1. General police update
2. June 2025 Compstat Report

#### **Fire:**

1. General Fire Update
2. NCRFA 2025 Q1 Operations Report

#### **City:**



**STANWOOD**

# **PUBLIC SAFETY COMMITTEE**

**DATE:** July 10, 2025 Meeting

**SUBJECT:** Public Safety Committee Agenda Discussion

Items Overview **FROM:** Chief Jason Toner

---

## **Police**

Chief Toner will review the June 2025 Compstat Report and provide a general Police update.

## **North County Regional Fire & EMS**

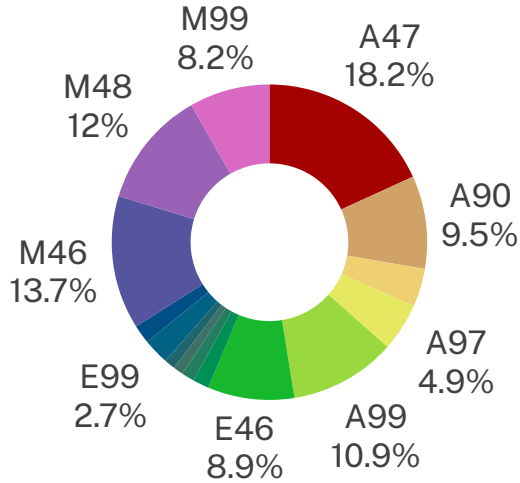
Chief Kraski will review the NCRFA 2025 Q1 Operations Report and provide a general Fire update.

## **City**

# NCRFA Q1

## Jan 1 - Mar 31, 2025

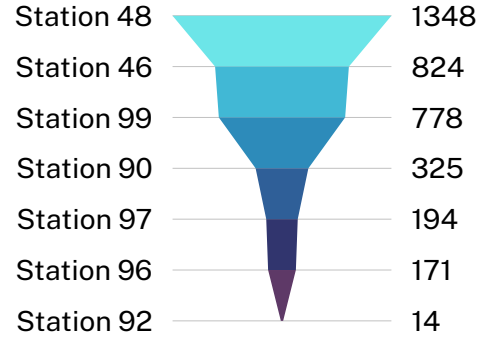
### UNIT HOUR UTILIZATION



**STATION 96 STAFFING**  
60/90 days staffed



### CALL VOLUME BY STATION



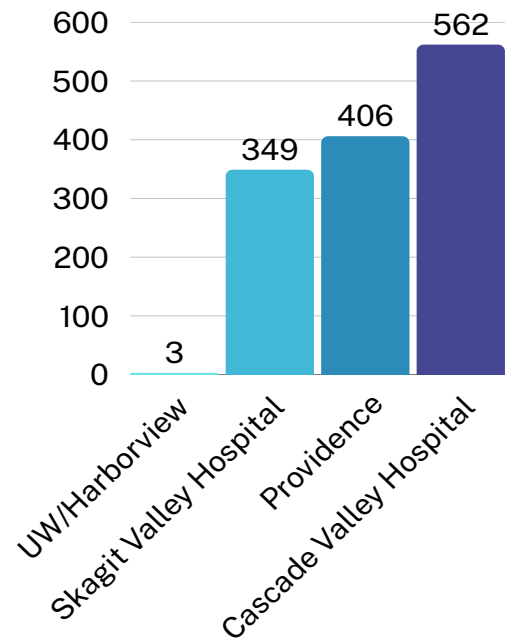
### TRANSPORTS

# 1320

### MUTUAL AID GIVEN/RECEIVED

Aid Type	Total # of Resp	Total Task Time
<b>Given</b>	287	181:47:56
<b>Aid TO</b>	<b>Total # of Resp</b>	<b>Total Task Time</b>
Camano Island Fire Rescue	18	16:16:53
Everett Fire Department	2	0:00:22
Marysville Fire District	107	54:18:48
Snohomish County Fire District #15	15	6:20:42
Snohomish County Fire District #17	3	0:25:21
Snohomish County Fire District #19	40	26:44:24
Snohomish County Fire District #21	84	67:13:11
Snohomish County Fire District #22	10	7:38:40
Snohomish County Fire District #24	5	1:24:14
Snohomish County Fire District #25	3	1:25:21
<b>Received</b>	255	170:25:51
<b>Aid FROM</b>	<b>Total # of Resp</b>	<b>Total Task Time</b>
Camano Island Fire Rescue	26	12:14:40
Marysville Fire District	111	40:29:22
Northwest Ambulance	1	2:48:59
OTHERFD	7	1:10:20
Snohomish County Fire District #15	15	6:36:31
Snohomish County Fire District #19	28	11:03:13
Snohomish County Fire District #21	58	32:01:55
Snohomish County Fire District #22	9	10:47:08

### TRANSPORT DESTINATIONS



# CITY OF STANWOOD

## Jan 1 - Mar 31, 2025

CALL VOLUME  
STATION 99

# 778



TRANSPORTS BY  
A99 & M99

# 327

Times calculated are for priority  
1-3 incidents only

### TURN OUT TIME

**STATION 99**

90% - 2:35

Average - 1:19

Goal - 2:00

### RESPONSE TIME FIRE

**STATION 99\***

90% - 6:08

Average - 5:32

Goal - 10:00

### RESPONSE TIME EMS

**STATION 99**

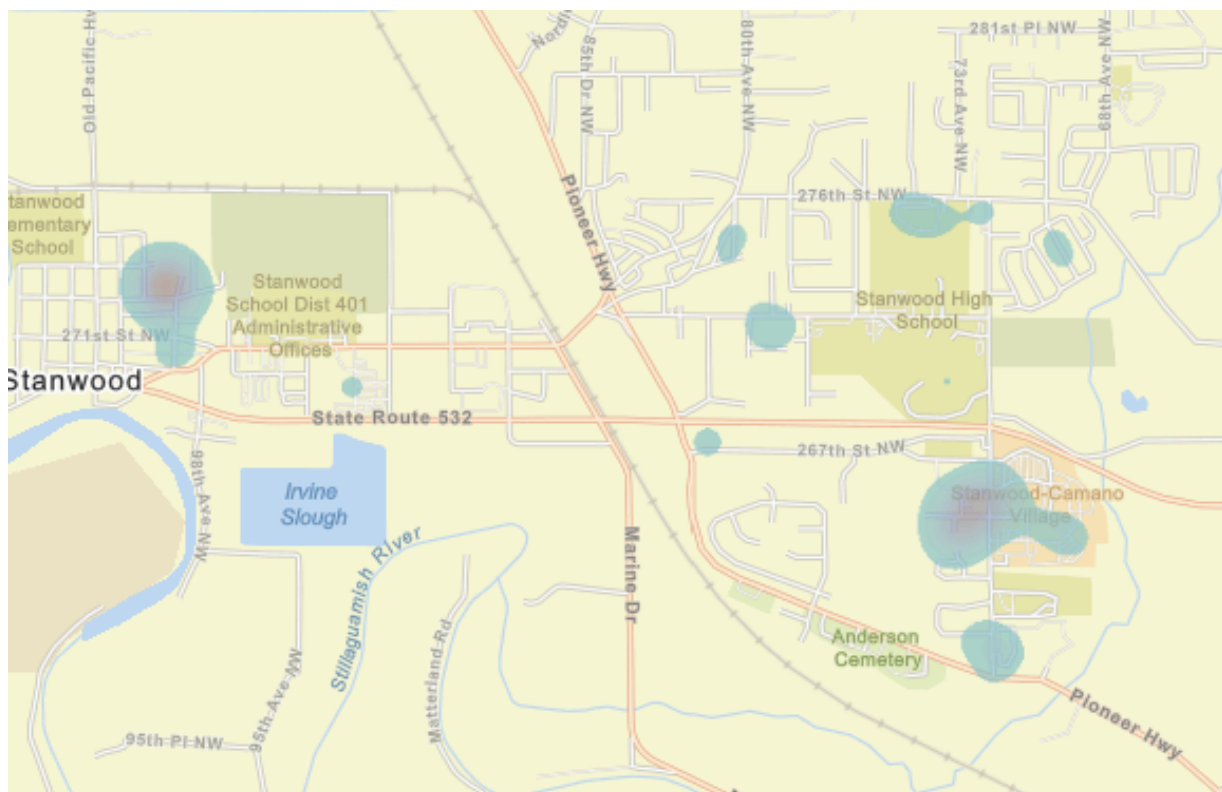
90% - 6:43

Average - 4:39

Goal - 6:00

- Not enough incidents for a true 90%.  
Need a minimum of 9 incidents. 3 reported Q1.

Our standard is to meet the goal  
50% of the time but always strive  
for 90%.



# Stanwood Police Department CompStat Report



**City of Stanwood Police Chief Jason Toner**

**Prepared by: Snohomish County Sheriff Office Crime Analysis Unit and Stanwood Police Department**

# JUNE 2025

# Stanwood Police Department

## COMPSTAT REPORT



### What is CompStat?

CompStat stands for 'Computer Statistics' dealing specifically with crime. It is found to be an effective way to accurately track crime and use the information to deploy officers to address it in timely manner. It is a performance management system that is used to reduce crime and achieve other police department goals. It emphasizes information-sharing, responsibility and accountability and improving effectiveness.

### What is the benefit to the community?

CompStat allows us to track crime problems and allocate resources to the areas that are being affected. By being able to focus our efforts on areas being impacted, we are able to make apprehensions and drive down crime in Stanwood.

### How is data collected?

Crime Analysts access a variety of systems to collect and analyze law enforcement data. Data collection begins at the 911 call center (SNO911) and carries over into law enforcement records management systems (LERMS). Much of the information presented in this report is also reported to state and federal agencies annually.

### What data will you see in this report?

***What occurred within the city limits of Stanwood and calls responded to by the Stanwood Police outside the city.***

This is a true representation of all police activity occurring in the City of Stanwood, you will see these calls listed as "In the STW Beat". On occasion, Stanwood Police officers will be called outside the city to assist other agencies. We also have deputies who live outside of the city so on occasion they will make a traffic stop or respond to a nearby call while commuting to work. You will see these call listed as "Answered by STW ORI"

#### ***Incident data:***

This represents what police were called to and includes self-initiated activity. Multiple 911 calls for the same incident are presented as a single incident.

#### ***Case data:***

An incident becomes a case when the deputy determines reporting protocol is met. A case is often generated based on a specific crime, traffic collisions, arrest or the need to document specific actions or information.

# JUNE 2025

# Stanwood Police Department

## POLICE STAFFING



The City of Stanwood contracts for law enforcement services through the Snohomish County Sheriff's Office. The contract is identified as a "stand alone" contract, which allows the City of Stanwood to maintain its own police identity to include policies and procedures that meet unique small city needs. All uniforms and vehicles are identified as Stanwood Police and we provide services to the city population of approximately 8,405.

### DIVISIONS:

**CHIEF OF POLICE:** Has the rank of Lieutenant with the Sheriff's Office. Oversees all aspects of the Police Department daily operations. The Chief works with city staff to ensure community needs are met.

**ADMINISTRATIVE SERGEANT:** Administers the day-to-day administrative functions of the Police Department and oversees the day shift deputies, School Resource Officer and Detective. Steps in as the Chief of Police when the chief is absent.

**NIGHT SERGEANT:** Oversees the swing shift and night shift deputies.

**PATROL DIVISION:** Responds to crimes in progress, traffic collisions, missing persons, and other emergency and non-emergency calls for service.

**SCHOOL RESOURCE OFFICER:** Utilizes the concept of educator, informal counselor, and law enforcer; working to bridge the gap and build relationships between law enforcement and youth.

**DETECTIVE:** Works in conjunction with patrol and the resources of the Snohomish County Sheriff's Office to investigate a broad range of felony- and misdemeanor-level crimes that occurred in the City of Stanwood.

	ASSIGNED	VACANCIES	PERCENTAGE
Chief	1	0	100%
Sergeant	2	0	100%
Deputy	5	1	83.5%
School Resource Officer <small>No longer a PD employee - SCSO contract</small>	1	0	100%
Detective	1	0	100%

# JUNE 2025

# Stanwood Police Department



## RECORDS UNIT

**Records Summary:** Job duties include, but are not limited to, the following;

- Provide administrative support for all members of the Stanwood Police Department.
- Assist the Chief of Police with police budget tracking and review.
- Verify and code all incoming invoices for the Police Department.
- Ordering of supplies for the department, and special events.
- Subject matter expert for the Law Enforcement Records Management System (LERMS) used by Stanwood Police Department.
- Manage all Stanwood Police Department documents and records.
- Review all electronic case file entries and information for accuracy.
- Scan paper records into electronic case files.
- Forward criminal arrest referrals to the Prosecuting Attorney's Office.
- Enter trespass notices, gun alerts, and other safety alerts into the agency's electronic records management system.
- Route Child Protective Services & Adult Protective Service referrals.
- Maintain department case file and document archives per Washington State records retention/destruction schedules.
- Responsible for federal reporting of crime statistics to the National Incident Based Reporting System (NIBRS).
- Run monthly case audits and records validations.
- Enter court orders, missing persons, vehicle impounds, lost or stolen property, stolen vehicles, etc. into Washington Crime Information Center and National Crime Information Center (WACIC/NCIC).
- Provide second checks for all entries made into Washington Crime Information Center and National Crime Information Center (WACIC/NCIC).
- Conduct background checks for concealed pistol license and pistol transfers applications.
- Provide fingerprint services for concealed pistol license applicants and citizen fingerprints.
- Review and fulfill public records requests within the guidelines of the Public Records Act.
- Create/update/maintain all process, procedure, and training manuals for the position.
- Serve as Stanwood Police Department's Terminal Agency Coordinator for the Washington State Patrol ACCESS program.
- Assists with walk-in and telephone customers, averaging 8,000 yearly contacts.
- Route calls to 911 and non-emergency dispatch.
- Respond to requests for service and answer general questions.
- Manage key & key fob assignments for City of Stanwood employees.

	2025	2024	2023	2022	Year to Date
<b>Public Records Requests</b>	50	46	35	29	200
<b>Concealed Pistol License Issued</b>	30	32	32	46	147
<b>Fingerprinting &amp; Approx Time</b>	16 4.0 hrs	12 3.0 hrs	26 6.5 hrs	39 9.75 hrs	112 28.0 hrs

# JUNE 2025

# Stanwood Police Department

## Message from the Chief



I had a couple of firsts this month. I took an unplanned vacation due to a torn disc in my back and ended up bedridden for two and a half weeks. I've joked with my wife that a torn disc must be more painful than childbirth—after all, she chose to have three children, and I would never choose to experience a torn disc again!

Speaking of those children, we hit a bittersweet milestone last week: I've started teaching my youngest to drive. I'll add that she's already a much better driver at this stage than her older brothers were!

### **Stanwood-Camano Citizen's Academy:**

Stanwood PD is excited to announce we will be hosting the Stanwood-Camano Citizen Academy this fall. The Stanwood Citizen Academy is a nine-session course held in a classroom setting. It combines lectures, demonstrations, and hands-on activities to provide participants with an understanding of the functions and challenges faced by modern law enforcement. Stanwood police officers and Snohomish County Sheriff's Office personnel, who are experts in their fields, will serve as instructors for the academy.

The Citizen Academy meets weekly on Tuesday from 6:00 p.m. to 9:00 p.m. at Fire Station 99 conference room, with the first-class beginning September 16th. Our goal is continuing the positive relationship between the community and the Stanwood Police Department, while answering questions from residents about the department's operations and law enforcement in general.

### **Smart911:**

I would encourage everyone to sign up for Smart 911. This is a free service to all Stanwood-Camano residents. Smart911 allows individuals and families to create a confidential Safety Profile with critical information about their household, medical conditions, property details, vehicles, and emergency contacts. By registering your landline or mobile phone number, your Safety Profile is linked to your device, ensuring that even if you call 9-1-1 from a cell phone during an emergency, dispatchers immediately receive vital details such as your address, household members, medical needs, and other lifesaving information.

This is especially valuable if you are unable to speak or if you are calling from an unfamiliar location. The benefits of Smart911 include faster and more accurate emergency response, personalized assistance for individuals with medical conditions or disabilities, peace of mind knowing important details are available to responders, and nationwide functionality so profiles are accessible in any participating community when you travel. Residents can also choose to receive local emergency alerts to stay informed about severe weather or emergent police activity in the area. Smart911 is easy to use, works with both landlines and mobile phones, and is provided at no cost to help keep Stanwood families safe. To sign up you can go to [SMART911.com](https://SMART911.com).

### **Community Events:**

Stanwood PD had a busy weekend supporting a packed calendar of community events. The unofficial start of the festivities was the "Cruise-In." A few warnings were issued, but the event went smoothly overall. The first ever "StanFest" at Church Creek Park was a success, featuring a good-sized crowd, great music, and warm weather. The Twin City Idlers Car Show was also a hit again this year, with fantastic weather, large crowds, and plenty of cool cars.

July will be a quieter month for community events as we focus on finalizing plans for National Night Out, the Stanwood Rotary Parade, and the Stanwood-Camano Fair.

Chief Toner

# JUNE 2025

# Stanwood Police Department

## Detective Report



### YMCA Presentation Current Scams-Protective Measures

On 06-17-2025 Coastal Community Bank Branch Manager Kirstin Tyner gave a presentation to a group at the Stanwood YMCA covering current scams affecting seniors.

Detective Martin provided resources to identify scams and discussed ways to minimize becoming a victim.

Participants provided examples of their experiences with scammers and agreed share what they learned from the presentation with friends and family.



**JUNE 2025**



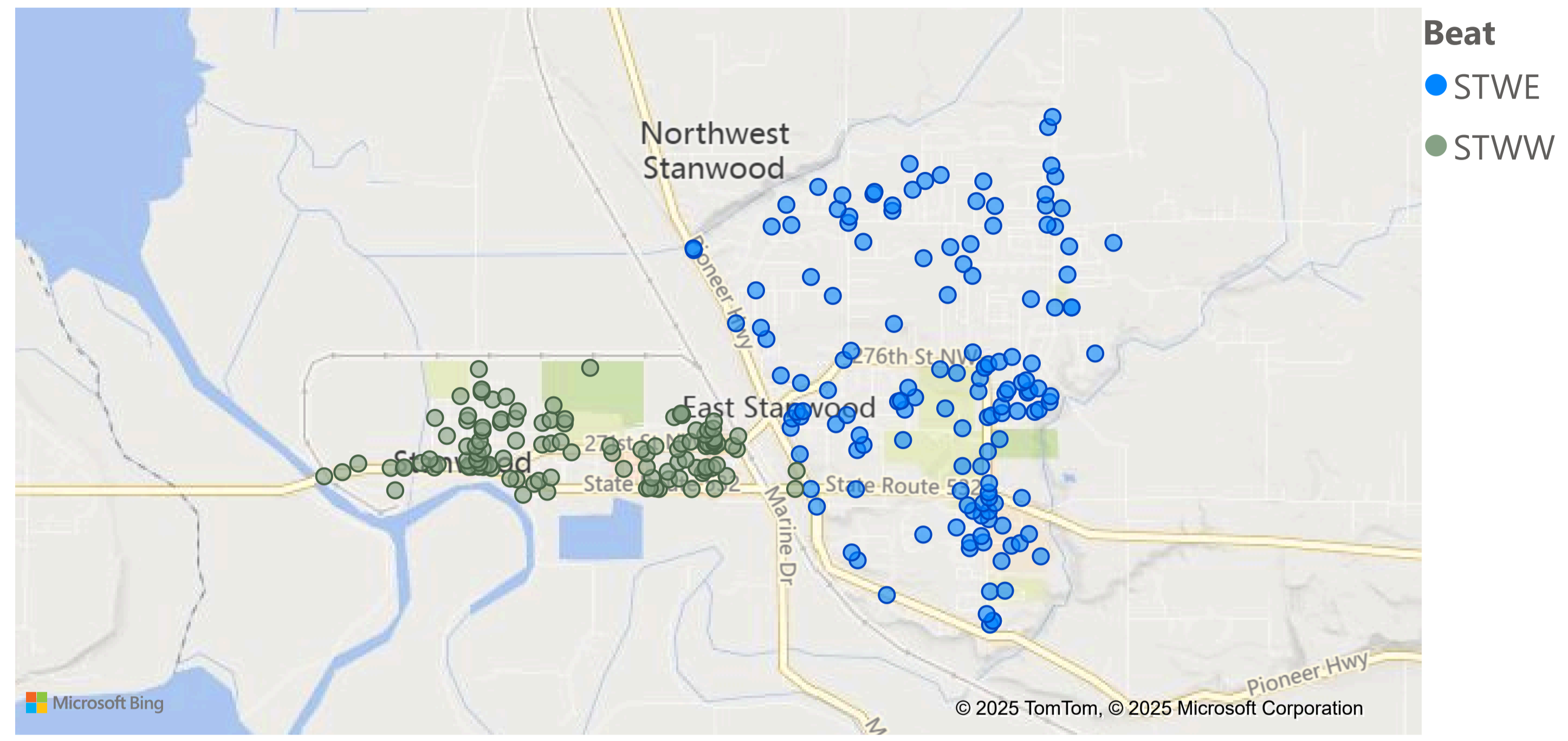
The following pages cover incidents data. This is also known as calls for service. If 30 people call because there's a wreck in front of Haggen's, it counts here once.

# TOTAL INCIDENTS - inside Stanwood city limits

Total Incident Counts, Past 6 Full Months by Origination Type

Year	911 call	ASAP	Officer-Initiated	Total
▼				
☐ 2025	15	2034	16	2121
June	3	296	5	308
May	6	375	3	384
April	1	342	1	344
March	1	372	3	376
February	3	356	3	362
January	1	300	1	302
<b>Total</b>	<b>15</b>	<b>2034</b>	<b>16</b>	<b>2121</b>

All incidents Past 1 Month - excludes victim privacy concerning incidents



Year	Abandoned Vehicle	Alarm	Collision	DUI	Elude	TFDr
▼						
☐ 2025	16	72	103	59	2	
June	2	16	13	6		
May	3	11	15	10	2	
April	2	6	21	8		
March	5	15	23	15		
February	1	14	17	9		
January	3	10	14	11		
<b>Total</b>	<b>16</b>	<b>72</b>	<b>103</b>	<b>59</b>	<b>2</b>	

Year	BHC	Death	Elude	Suicide	TFDrug	Welfare Ch
▼						
☐ 2025	76	10	2	17	1	
June	5			2	1	
May	19	1	2	2		
April	12	3		1		
March	23	2		5		
February	5	2		4		
January	12	2		3		
<b>Total</b>	<b>76</b>	<b>10</b>	<b>2</b>	<b>17</b>	<b>1</b>	

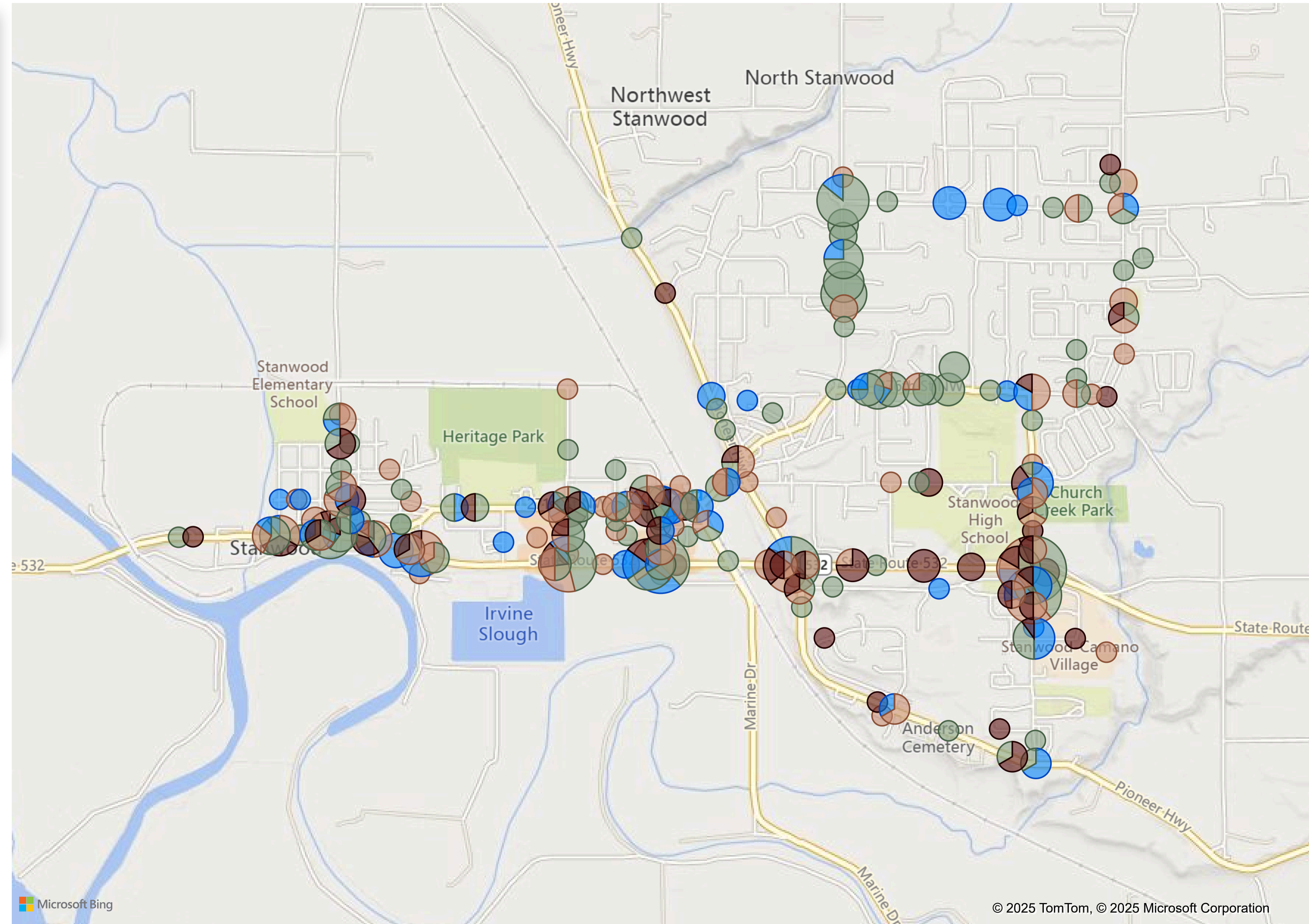


# Tickets Written

Total Tickets	
Year	# of Tickets
2025	96
2024	162
2023	286
2022	119
<b>Total</b>	<b>663</b>

Total Violations				
Month	2022	2023	2024	2025
January	6	18	20	20
February	8	36	16	26
March	8	16	13	23
April	3	16	24	17
May	9	23	24	34
June	23	30	20	12
July	22	9	20	
August	25	36	10	
September	25	38	27	
October	10	102	26	
November	14	26	17	
December	21	28	26	
<b>Total</b>	<b>174</b>	<b>378</b>	<b>243</b>	<b>132</b>

Year ● 2022 ● 2023 ● 2024 ● 2025





The following pages cover case data. The key difference between cases and incidents data is a Deputy has determined something did transpire that justifies writing a case report.



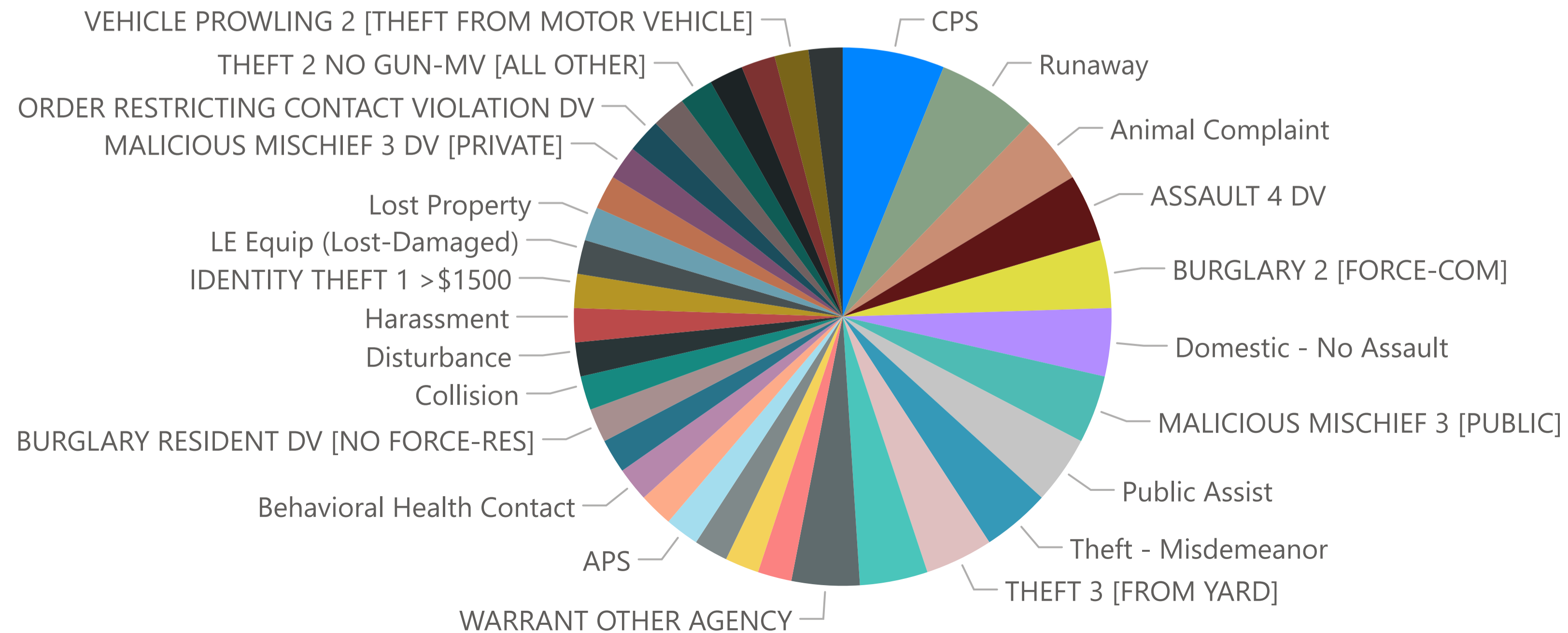
# TOTAL CASES

# IN THE STW BEAT

## Total Cases Written

Year	January	February	March	April	May	June	July	August	September	October	November	December	Total
2025	62	50	82	51	57	46							<b>347</b>
2024	47	52	64	59	58	63	62	64	58	66	67	55	<b>714</b>
2023	64	53	68	54	68	41	62	58	59	75	60	53	<b>714</b>
2022	38	41	46	58	42	42	56	55	49	55	51	65	<b>598</b>

Previous calendar month, what charges are contained in cases we wrote?





# Domestic Related Charges

Domestic Violence cases are not limited just to assault. This chart includes any cases where the statute differentiates between having a domestic relationship component to the crime versus a different statute if the victim and offender are not known to one another.

Year	January	February	March	April	May	June	July	August	September	October	November	December	Total
<b>2025</b>													
Domestic - No Assault	6	6	4	4	4	2							
Crime with a DV Component	2	4	4	2	2	4							
ASSAULT 2 DV [PUB OFF-STRONGARM]						1							
<b>2024</b>													
Domestic - No Assault	5	3	4	3	4	5	6	3	3	4	5	3	
Crime with a DV Component	3	3	2	1	2	2	3	10	3	3	5	4	
<b>2023</b>													
Domestic - No Assault	3	7	6	2	2	2	6	8	5	3	6		
Crime with a DV Component		2	2	6	5		3	4	3	2	2	2	
<b>2022</b>													
Domestic - No Assault	1	2	4	3	3	4	4	7	6	7	2	5	
Crime with a DV Component	1	3	3	1	2	3	6	1	6		1	5	

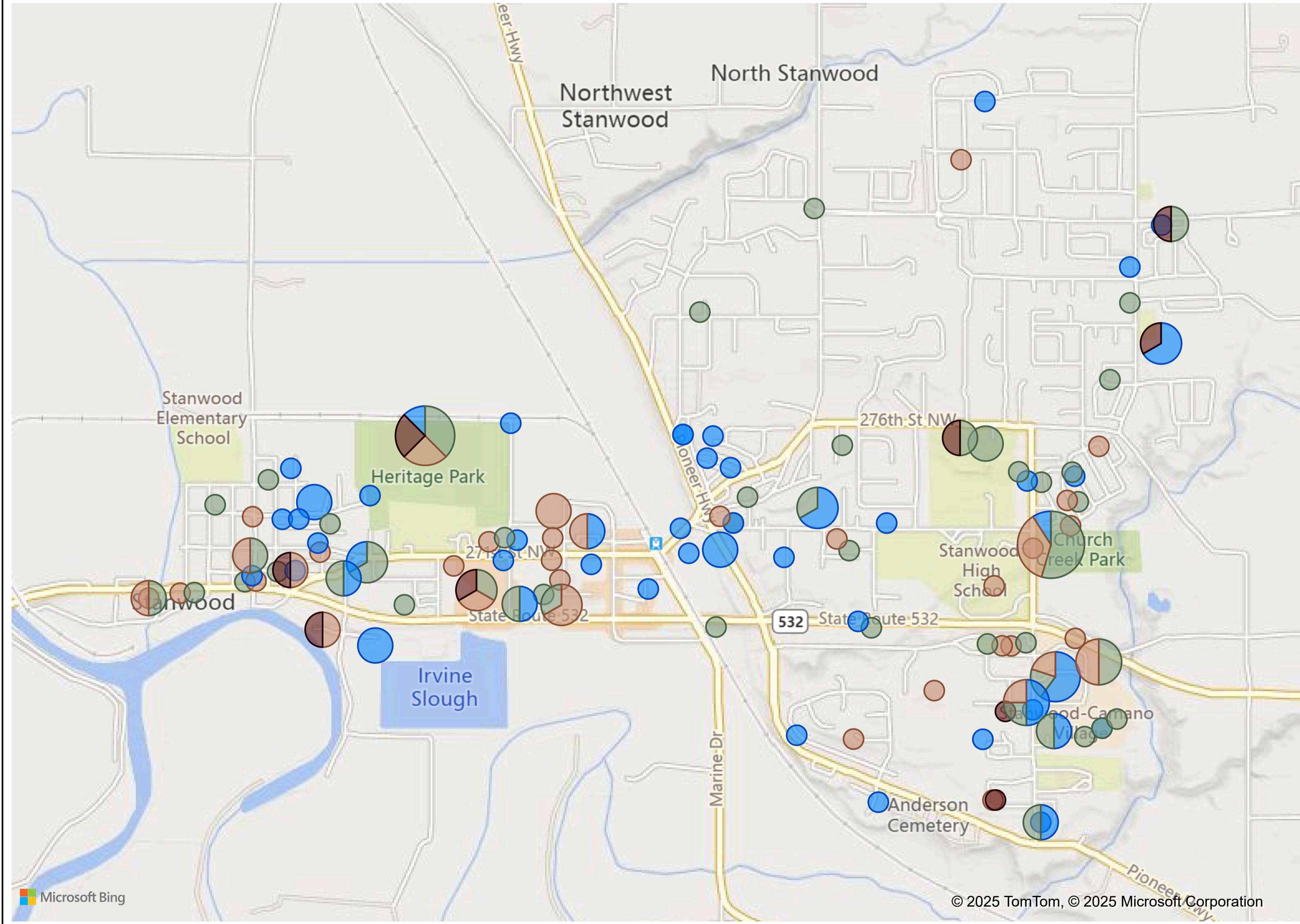


# Malicious Mischief CASES excluding any with a DV component

Month	2022	2023	2024	2025
January	4	9	2	3
February	2		2	
March	5	7	3	1
April	7	2	5	4
May	3	5	1	
June	1	4		2
July	10	4	6	
August	4	2	5	
September	6	3	6	
October	3	12	7	
November	9	7	3	
December	3	1	5	
<b>Total</b>	<b>57</b>	<b>56</b>	<b>45</b>	<b>10</b>

Count of CaseNumber by Year, Lat and Lon

Year ● 2022 ● 2023 ● 2024 ● 2025

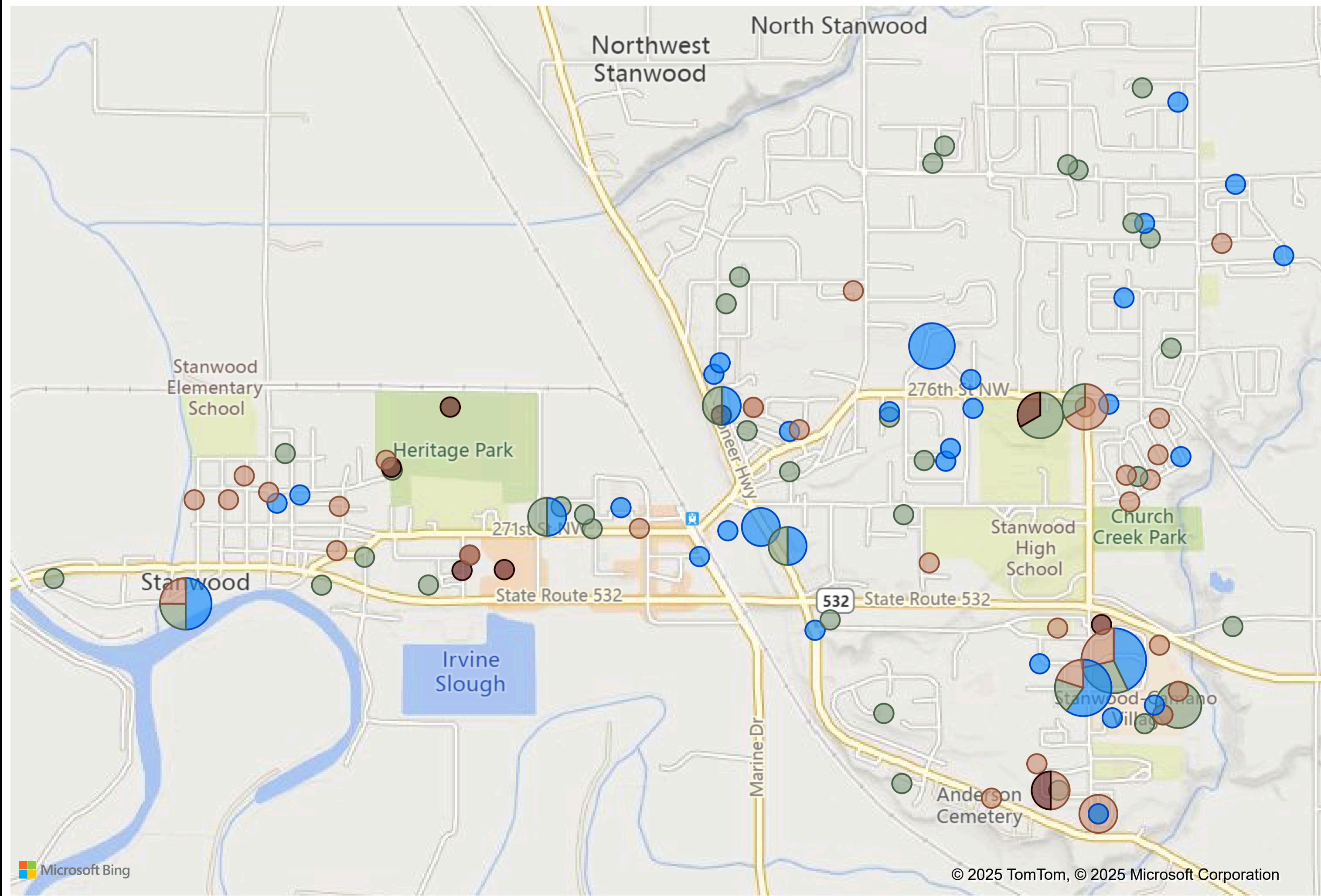




# Auto Theft & Vehicle Prowl CASES

Count of CaseNumber by Year, Lat and Lon

Year ● 2022 ● 2023 ● 2024 ● 2025



Auto Thefts & Vehicle Prowls	2022	2023	2024	2025
<input checked="" type="checkbox"/> <b>Vehicle Prowl</b>	<b>29</b>	<b>21</b>	<b>12</b>	<b>2</b>
January	5		1	
February	3	1	4	
March	3	3	1	
April	6	1	2	
May		6		1
June	5	1	2	1
July	2	3		
August	1			
September	1			
October		5	1	
November		1		
December	3		1	
<input checked="" type="checkbox"/> <b>Vehicle Theft</b>	<b>13</b>	<b>26</b>	<b>27</b>	<b>7</b>
January	1	1		3
February	1	3	1	
March		1	1	
April	3	2		3
May	3	1		
June	1	1	2	1
July	1		1	
August			3	
September	1	2	6	
October	1	6	3	
November	1	8	4	
December		1	6	
<b>Total</b>	<b>41</b>	<b>46</b>	<b>37</b>	<b>9</b>

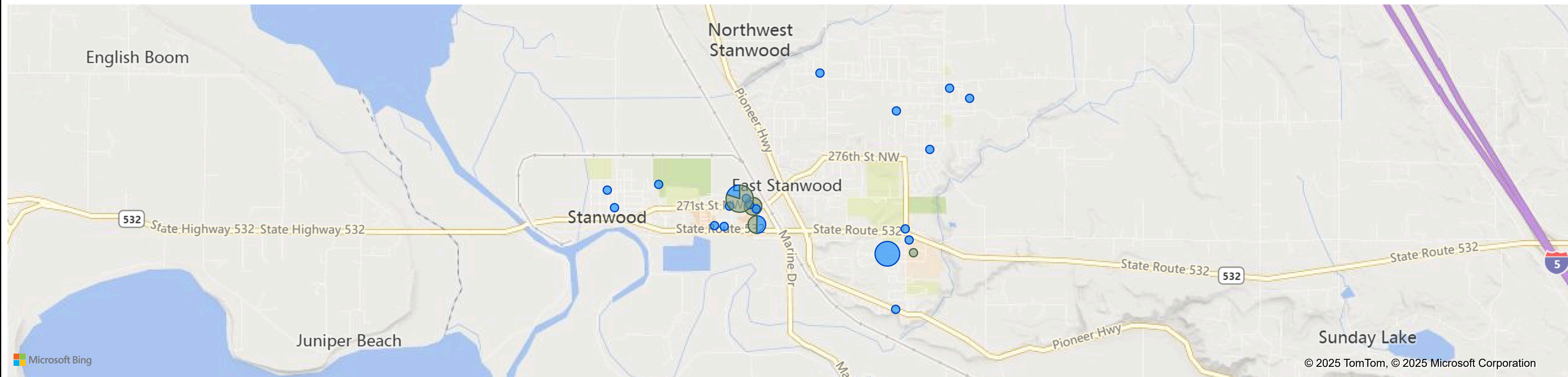


## Theft CASES

Thefts	January	February	March	April	May	June	July	August	September	October	November	December	Total
<input type="checkbox"/> <b>Theft: Shoplifting &amp; ORT</b>													
2025	2	1	3	1	1								8
2024	2			2	2				1	1		2	10
2023	1	3	1						1	3		2	11
2022	2				1	1		1		2		1	8
<input type="checkbox"/> <b>Theft 1, 2, &amp; 3 (not shoplifting)</b>													
2025	7	3	3	1	3	6							23
2024	5	7	8	6	2	2	9	7	8	2	5	3	64
2023	9	4	6	7	8	5	5	1	5	4	4	3	61
2022	5	8	4	9	5	5	12	9	9	6	5	7	84

## Cases this Calendar Year

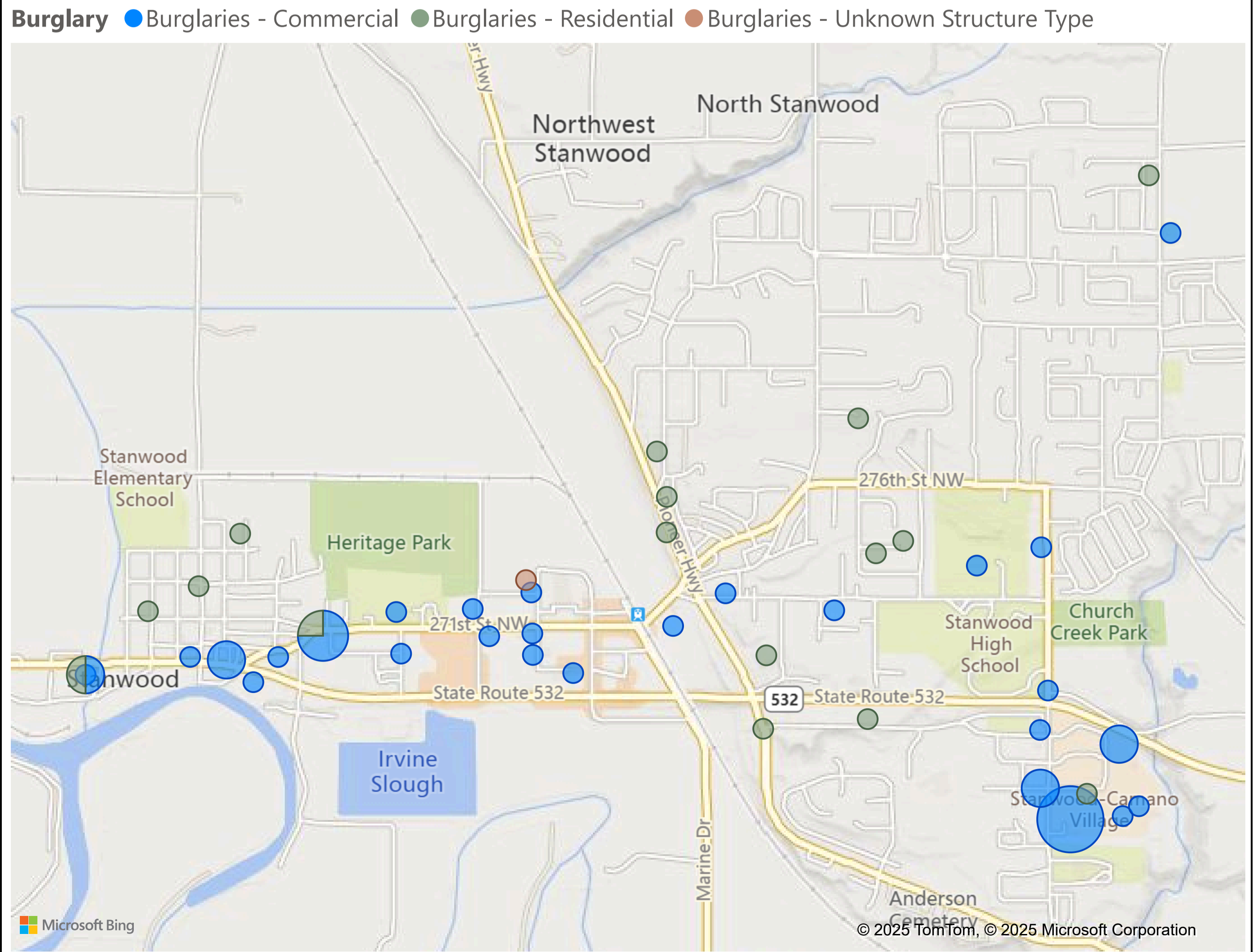
Thefts ● Theft 1, 2, & 3 (not shoplifting) ● Theft: Shoplifting & ORT





# Burglary CASES

Count of CaseNumber by Burglary, Lat and Lon



Burglary	2022	2023	2024	2025
<b>Burglaries - Commercial</b>	<b>11</b>	<b>17</b>	<b>5</b>	<b>7</b>
January	1	2		
February	3	3	2	2
March	1			1
April		2		1
May	1	2		
June	1	2		3
July		2	1	
August	1			
October		1	1	
November	2	3	1	
December	1			
<b>Burglaries - Residential</b>	<b>10</b>	<b>1</b>	<b>4</b>	<b>1</b>
January	1			1
February	1		1	
April	2		1	
May	2		1	
July		1		
August			1	
September	2			
October	1			
December	1			
<b>Burglaries - Unknown Structure Type</b>	<b>1</b>			
August	1			
<b>Total</b>	<b>22</b>	<b>18</b>	<b>9</b>	<b>8</b>